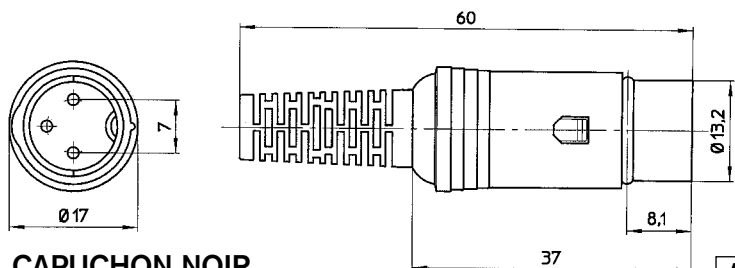


CONNECTEURS «DIN»

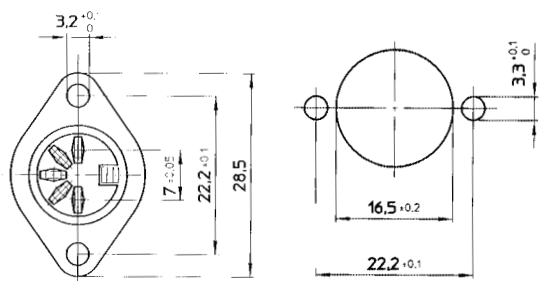
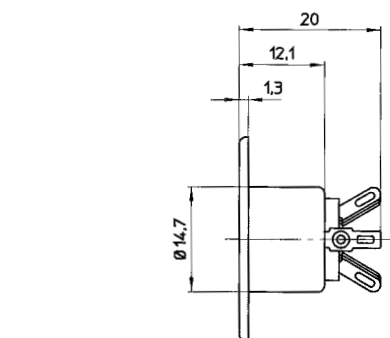
FICHE MALE



CAPUCHON NOIR

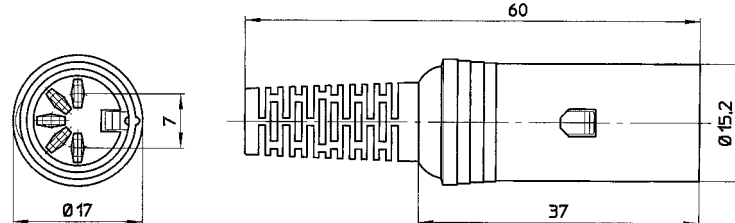
A

PRISE CHASSIS



D

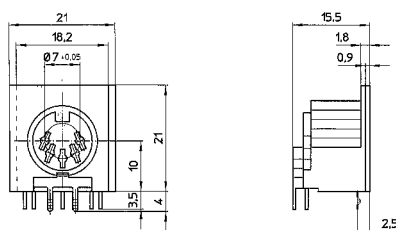
FEMELLE PROLONGATEUR



CAPUCHON NOIR

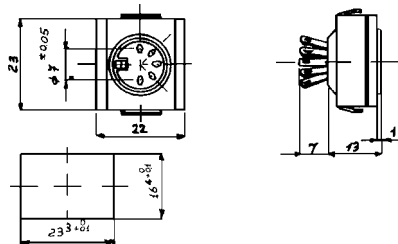
B

EMBASE POUR C.I.



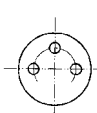
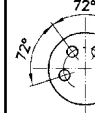
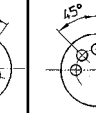
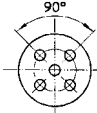
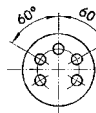
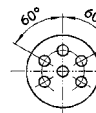
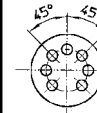
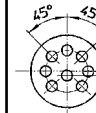
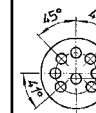
C

PRISE CLIPSABLE



E

SERIES

	DIN 41524	DIN 41524	DIN 41524	DIN 45327	DIN 45322	DIN 45322	DIN 45329	DIN 45326	DIN 41524	
TYPE										
A	Fiche mâle	871-02	871-12	871-01	871-05	871-03	871-04	871-06	871-08	871-11
B	Femelle prolongateur	3632/01	3633/01	3634/01	3638/01	3635/01	3636/01	3637/01	3620/01	3621/01
C	Embase pour C.I.	3307	3134	3308	3135/90	3135/60	3136	3137	3138	-
D	Prixe châssis à oreilles	870-02	870-04	870-01	870-05	879/05	879-06	879-07	-	-
E	Prixe clipsable	3318	-	3317	3316	-	-	-	-	-